

TOWN OF HUDSON
MEETING TYPE: Regular Council Meeting
333 SOUTH MAIN STREET
HUDSON, WY 82515
July 11, 2017

Governing Body Present: Mayor Mike Anderson, Councilmembers Mary Fenton, Brady Hamilton, Julie Thomas, and Sherry Oler.

City Staff Present: Town Clerk/Treasurer Christy Kimber, Town Maintenance Director Harry Miller

Excused Absence: Town Attorney Teresa McKee

VISITORS: None

CALL TO ORDER:

Mike Anderson called the meeting to order at 6:03p.m. The pledge of Allegiance was recited, and Roll Call was taken.

CONSENT AGENDA:

Minutes

- a. Mayor Anderson asked for the correction or approval of the minutes of the June 13th Public Hearing for Budget, and Regular Council Meeting.

MOTION: Councilwoman Julie Thomas moved to approve the minutes, and Councilwoman Sherry Oler seconded. The motion passed unanimously.

Financial Report

- a. Mayor Anderson asked for the correction or approval of the Financial Report for June 2017.

MOTION: Councilwoman Mary Fenton moved to approve the February financial report, and Councilman Brady Hamilton seconded. The motion passed unanimously.

Payment of Bills

- a. Mayor Anderson asked if there were questions regarding bills and claims. There were none.

MOTION: Councilwoman Julie Thomas moved to approve the payment of the bills and claims, and Councilman Brady Hamilton seconded. The motion passed unanimously.

MAYORS REPORT:

1. Flood Damage sustained, is projected at 1 to 1.5 million just to repair the irrigation ditch crisis that occurred in Riverton. If approved, we will be reimbursed for our associated flood costs of ~120,000.00.
2. The land next to the town Maintenance Shop, is being considered for purchase. The purchaser is planning to put another business in our community.
3. The lease with Sean Brennan, owner of the Shamrock is in process, with ~\$150.00 monthly rental.
4. Working with the McMurray Foundation and Pepsi, Inc. to look at additional funding for the bring back Svilar Park project.
5. The Dorothy Family continues to work toward opening their business in August.
6. Street paving for Indiana is in process. Start at first street and work their way North. The next year would be Illinois. The ditch and approach needs to be fixed and chip seal specs will be requested with BID.
7. There are plans to fix half pike for Skate Park.
8. We continue to coordinate efforts with Internet Providers
9. The ditches are in the works for cleaning. Job Corp has also been contacted.

TOWN OF HUDSON
MEETING TYPE: Regular Council Meeting
333 SOUTH MAIN STREET
HUDSON, WY 82515
July 11, 2017

MAINTENANCE REPORT:

1. Mosquito spraying started the beginning of June, and will continue on a regular basis until numbers either warrant reducing or increasing the amount of spraying.
2. The upper ditch has been cleaned and turned on, and flowing since June 9th.
3. Two burials took place, and four head stone placements in June.
4. There was a power outage in Hudson that put the plant down for 18hours; the transformer had blown. Once repaired, the difficulties getting the generator to release so main power could take over. However, once the plant battery was charged enough, the main power was permitted to take over. So the system worked as it needed to, keeping up with making water, etc. The generator will be taken over for maintenance.
5. Parks and Town were prepped for Hudson Daze.
6. Lead and copper samples were collected and sent to lab.
7. Meters were read the 21st – 23rd
8. The windstorm on the 22nd of June blew down a cotton wood on Illinois. Two additional trees were taken down that were posing problems to citizen homes.
9. The water plant and lagoon received their six month service to include the water plant clean-in-place.

CLERK/TREASURER REPORT:

1. Collections. A few large accounts that remain, final notices have been given and water will be shut off on August 14th if accounts are not brought current.
2. Solar Eclipse even August 21st, there is an ordinance on transient merchants or solicitors. The town does require a 25.00 license fee.
3. There has been complaints and concerns with chemical or some type of burning of debris, which is leaving a heavy odor. Citizens have been addressed, and an additional reminder to towns' people will be put in the Town letter, that this is not permitted.
4. Several Firewise concerns have been presented. Landowners have been spoken to, and notice will go in the town letter as a reminder.
5. Ongoing complaints of dogs at large, and/or barking. Known owners have been addressed, and notice will go in the town letter.
6. All quarterly reports have been completed
7. Christy will be out up to 6 weeks for health purposes, and will come in intermittently, as she can to keep up on payroll, meetings, etc. Sharon Anderson will see that the Hall is managed, and have it open most days Monday thru Thursday from 8a to 12n. When it is not open, a notice will be on the front door.
8. Movie night continues. We do need to work on getting more citizens to attend.

MOTION: Councilwoman Sherry Oler motioned to approve all reports. Councilwoman Julie Thomas seconded. The motion passed unanimously.

TOWN OF HUDSON
MEETING TYPE: Regular Council Meeting
333 SOUTH MAIN STREET
HUDSON, WY 82515
July 11, 2017

OLD BUSINESS:

- a. Hudson Daze was a great success. Additional planning is already being worked on for food vendors, car show space, and pedestrian safety for next year's event.

NEW BUSINESS:


- a. Annual Livestock permit requests: Carol Genero and Sherene Manor. Both requesting 2 horses.

Motion: Sherry Oler moved to approve permits and Julie Thomas seconded. Permits approved unanimously.


- b. Informative Applications to be acted on at the August 8th Council meeting: Hudson Cemetery Lot Application process and Solar Eclipse Transient Merchants consideration.


ADJOURNMENT: There being no further business to come before the Mayor and Council, a motion to adjourn the meeting was made by Councilwoman Julie Thomas, and seconded by Councilwoman Sherry Oler. The motion carried unanimously. The meeting was adjourned at 7:02p.m.


Attest:


Clerk/Treasurer, Christy Kimber

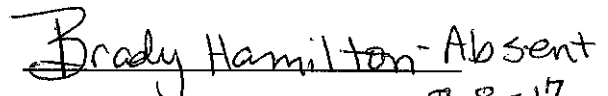
Approved:


Mayor, Mike Anderson


Councilwoman, Sherry Oler


Councilwoman, Julie Thomas


Councilwoman, Mary Fenton

 - Absent
Councilman, Brady Hamilton 8-8-17

TOWN OF HUDSON
 COMBINED CASH INVESTMENT
 JUNE 30, 2017

COMBINED CASH ACCOUNTS

01-10200	CENTRAL BANK & TRUST	4,489.34
01-10210	BANK OF THE WEST - GENERAL	496,706.08
01-10240	BANK OF THE WEST-VETERAN'S	5,898.52
01-10250	BANK OF THE WEST-WATER/SEWER	104,654.85
01-10280	BANK OF THE WEST-100TH ANNIV	9,458.61
		621,207.40
	TOTAL COMBINED CASH	621,207.40
01-10100	CASH ALLOCATED TO OTHER FUNDS	(821,207.40)
		(200,000.00)
	TOTAL UNALLOCATED CASH	(200,000.00)

CASH ALLOCATION RECONCILIATION

10	ALLOCATION TO GENERAL FUND	521,233.00
51	ALLOCATION TO UTILITY ENTERPRISE FUND	137,031.34
72	ALLOCATION TO OPTIONAL 1% SALES TAX	159,735.81
73	ALLOCATION TO SVILAR PARK PLAYGROUND EQUIP	3,207.25
		821,207.40
	TOTAL ALLOCATIONS TO OTHER FUNDS	821,207.40
	ALLOCATION FROM COMBINED CASH FUND - 01-10100	(821,207.40)
		.00
	ZERO PROOF IF ALLOCATIONS BALANCE	.00

TOWN OF HUDSON
BALANCE SHEET
JUNE 30, 2017

GENERAL FUND

ASSETS

10-10100	CASH IN COMBINED CASH FUND	521,233.00	
10-10270	PETTY CASH	250.00	
10-10300	WYOSTAR FIRE DEPT INVEST ACCT	18,245.82	
10-10310	WYOSTAR INVESTMENT ACCOUNT	565,024.86	
10-10320	WYOSTAR PARK EQUIP	2,941.76	
10-10330	WYOSTAR PUTTER/OFFICE EQUIP	6,526.31	
10-10340	WYOSTAR STREETS	9,554.77	
10-10350	WYOSTAR TREES	8,663.97	
10-10360	WYOSTAR VEHICLES/EQUIP	15,257.03	
10-10370	WYOSTAR W/S INVESTMENT ACCOUNT	105,914.80	
10-10380	WYOSTAR-CEMETERY	8,630.12	
	TOTAL ASSETS		<u>1,262,242.44</u>

LIABILITIES AND EQUITY

LIABILITIES

10-20000	ACCOUNTS PAYABLE	(2,988.94)	
10-21002	FICA PAYABLE	(42.10)	
10-21005	WORKERS COMPENSATION PAYABLE	11.33	
10-21006	SUTA PAYABLE	133.84	
10-21007	RETIREMENT PAYABLE	(519.94)	
10-21008	HEALTH INSURANCE PAYABLE	(898.97)	
10-21012	OTHER PAYROLL TAXES	(8.14)	
	TOTAL LIABILITIES		(4,312.92)

FUND EQUITY

10-28200	3000 OPENING BALANCE EQUITY	751,502.72	
	UNAPPROPRIATED FUND BALANCE:		
10-29800	3900 RETAINED EARNINGS	112,533.07	
	REVENUE OVER EXPENDITURES - YTD	202,519.57	
	BALANCE - CURRENT DATE		<u>315,052.64</u>
	TOTAL FUND EQUITY		<u>1,066,555.36</u>
	TOTAL LIABILITIES AND EQUITY		<u>1,062,242.44</u>

TOWN OF HUDSON
REVENUES WITH COMPARISON TO BUDGET
FOR THE 12 MONTHS ENDING JUNE 30, 2017

GENERAL FUND

	PERIOD ACTUAL	YTD ACTUAL	BUDGET	UNEARNED	PCNT
<u>310 GENERAL</u>					
10-31-100	PROPERTY TAX	.00	20,626.90	25,000.00	4,373.10 82.5
10-31-110	LIBRARY DONATIONS	.00	5.00	50.00	45.00 10.0
10-31-200	BUSINESS LICENSE	.00	6,095.50	2,400.00 (3,695.50) 254.0
10-31-300	LIQUOR LICENSE	.00	2,939.90	2,500.00 (439.90) 117.6
10-31-400	PET LICENSES	.00	311.00	300.00 (11.00) 103.7
10-31-500	SETBACK PERMITS	.00	85.00	100.00	15.00 85.0
10-31-600	FRANCHISE PERMITS	.00	12,030.83	12,500.00	469.17 96.3
10-31-700	MISCELLANEOUS	.00	1,389.98	500.00 (889.98) 278.0
10-31-710	REIMBURSE INSURANCE	.00	282.41	.00 (282.41) .0
10-31-750	FLOOD DONATIONS ASSISTANCE	.00	521.63	.00 (521.63) .0
10-31-760	FLOOD T-SHIRT FUND RAISER	.00	375.00	.00 (375.00) .0
10-31-800	EASEMENT SALES	.00	125,000.00	.00 (125,000.00) .0
	TOTAL 310 GENERAL	.00	169,663.15	43,350.00 (126,313.15) 391.4
<u>320 INTERGOVERNMENTAL</u>					
10-32-100	CIGARETTE TAX	.00	5.04	.00 (5.04) .0
10-32-220	SUPPLEMENTAL SECTN	.00	69,589.42	60,000.00 (9,589.42) 116.0
10-32-300	GAS TAX	.00	3,108.91	1,000.00 (2,108.91) 310.9
10-32-400	MINERAL ROYALTY	.00	35,777.88	15,000.00 (20,777.88) 238.5
10-32-600	SALES & USE TAX	.00	77,116.62	90,000.00	12,883.38 85.7
10-32-700	SEVERANCE TAX	.00	12,838.26	17,078.00	4,239.74 75.2
10-32-750	LOTTERY TO CITIES	.00	1,544.35	2,500.00	955.65 61.8
10-32-760	WORK FORCE SERVICES REIMBURSEM	.00	4,471.98	.00 (4,471.98) .0
10-32-800	SPECIAL FUELS	.00	4,179.76	3,000.00 (1,179.76) 139.3
	TOTAL 320 INTERGOVERNMENTAL	.00	208,632.22	188,578.00 (20,054.22) 110.6
<u>330 CHARGES FOR SERVICES</u>					
10-33-100	CEMETERY OPENING/CLOSING FEES	.00	325.00	400.00	75.00 81.3
10-33-110	FILING FEES ELECTIONS	.00	25.00	100.00	75.00 25.0
10-33-200	SALE OF LOTS	.00	150.00	350.00	200.00 42.9
10-33-310	LIBRARY- GRANT	.00	600.00	.00 (600.00) .0
10-33-332	WRVC-HUDSON DAZE	.00	.00	3,000.00	3,000.00 .0
10-33-333	HUDSON DAZE-BOOTHES	.00	325.00	3,000.00	2,675.00 10.8
10-33-336	TOWN HALL DEPOSITS	.00	50.00	.00 (50.00) .0
10-33-337	TOWN HALL RENT	.00	1,435.00	.00 (1,435.00) .0
10-33-364	FREMONT CO - WEED & PEST	.00	6,055.54	.00 (6,055.54) .0
10-33-400	RENTS (HALL, ETC.)	.00	8,800.00	9,000.00	200.00 97.8
10-33-500	COPIES	.00	50.90	30.00 (20.90) 169.7
10-33-600	FAX	.00	58.00	50.00 (8.00) 116.0
10-33-700	NOTARY	.00	130.00	100.00 (30.00) 130.0
	TOTAL 330 CHARGES FOR SERVICES	.00	18,004.44	16,030.00 (1,974.44) 112.3

TOWN OF HUDSON
 REVENUES WITH COMPARISON TO BUDGET
 FOR THE 12 MONTHS ENDING JUNE 30, 2017

GENERAL FUND

	PERIOD ACTUAL	YTD ACTUAL	BUDGET	UNEARNED	PCNT
<u>350 INTEREST EARNED</u>					
10-35-110 GEN ACCT & WYO-STAR INT	285.53	2,538.76	1,000.00	(1,538.76)	253.9
10-35-120 W/S CKG & WYO-STAR INT	67.58	539.26	150.00	(389.26)	359.5
10-35-130 CEMETERY CK & WYO-STAR IN	5.78	53.66	25.00	(28.66)	214.6
TOTAL 350 INTEREST EARNED	358.89	3,131.68	1,175.00	(1,956.68)	266.5
TOTAL FUND REVENUE	358.89	399,431.49	249,133.00	(150,298.49)	160.3

TOWN OF HUDSON
EXPENDITURES WITH COMPARISON TO BUDGET
FOR THE 12 MONTHS ENDING JUNE 30, 2017

GENERAL FUND

	PERIOD ACTUAL	YTD ACTUAL	BUDGET	UNEXPENDED	PCNT
<u>410 ADMINISTRATION</u>					
10-41-110	MAYOR/COUNCIL SALARIES	.00	6,950.00	11,925.00	4,975.00 58.3
10-41-120	SALARIES	.00	31,999.71	35,423.00	3,423.29 90.3
10-41-125	OVERTIME	.00	468.00	.00	(468.00) .0
10-41-130	SOCIAL SECURITY/ME	.00	3,015.46	2,710.00	(305.46) 111.3
10-41-140	EMPLOYEE RETIREMENT	.00	3,730.63	4,782.00	1,051.37 78.0
10-41-160	UNEMPLOYMENT	.00	436.58	609.00	172.42 71.7
10-41-170	HEALTH INSURANCE	.00	7,333.18	11,235.00	3,901.82 65.3
10-41-180	WORKERS COMPENSATION	.00	274.06	1,275.00	1,000.94 21.5
10-41-200	INSURANCE	.00	327.50	3,250.00	2,922.50 10.1
10-41-210	EQUIPMENT NEW-OFFICE	.00	435.66	.00	(435.66) .0
10-41-240	COPIER LEASE PAYMENTS	.00	986.51	500.00	(486.51) 197.3
10-41-250	COPIES	.00	1,446.87	4,800.00	3,353.13 30.1
10-41-290	AUDIT	.00	11,400.00	13,500.00	2,100.00 84.4
10-41-310	BANK FEES	.00	535.74	600.00	64.26 89.3
10-41-320	MATERIALS & SUPP OFFICE	.00	3,705.08	1,000.00	(2,705.08) 370.5
10-41-330	MATERIAL/SUPPLY-BLDG	.00	451.17	750.00	298.83 60.2
10-41-343	TOWN RENTAL HOUSE-R/M	.00	1,778.22	1,350.00	(428.22) 131.7
10-41-350	TELEPHONE	.00	3,125.56	3,600.00	474.44 86.8
10-41-360	ELECTRICITY/NATURAL GAS	.00	6,237.73	5,600.00	(637.73) 111.4
10-41-370	ATTORNEY FEES	.00	5,500.00	12,000.00	6,500.00 45.8
10-41-380	ADVERTISING	.00	915.40	950.00	34.60 96.4
10-41-395	DUES AND MEETINGS	.00	737.95	8,500.00	7,762.05 8.7
10-41-430	REPAIR/MAINT-BLDG	.00	622.82	3,200.00	2,577.18 19.5
10-41-440	REPAIR/MAINT-EQUIP	.00	103.10	300.00	196.90 34.4
10-41-450	REPAIR/MAINT-COMPUTER	.00	2,443.99	6,500.00	4,056.01 37.6
10-41-520	COMPUTER REPLACEMENT	.00	.00	1,350.00	1,350.00 .0
10-41-903	WYOSTAR GENERAL	.00	.00	362,775.00	362,775.00 .0
10-41-905	WYOSTAR COMPUTER/OFFICE	.00	.00	6,490.00	6,490.00 .0
10-41-907	VETERANS FUND	.00	.00	5,898.00	5,898.00 .0
10-41-910	TRAINING	.00	.00	5,500.00	5,500.00 .0
10-41-920	CONTINGENCY	.00	1,948.17	1,800.00	(148.17) 108.2
TOTAL 410 ADMINISTRATION		.00	96,909.09	518,172.00	421,262.91 18.7

TOWN OF HUDSON
EXPENDITURES WITH COMPARISON TO BUDGET
FOR THE 12 MONTHS ENDING JUNE 30, 2017

GENERAL FUND

	PERIOD ACTUAL	YTD ACTUAL	BUDGET	UNEXPENDED	PCNT
<u>430 STREET AND ALLEYS</u>					
10-43-120 SALARIES	.00	9,350.53	9,524.00	173.47	98.2
10-43-130 SOCIAL SECURITY	.00	715.34	729.00	13.66	98.1
10-43-140 EMPLOYEE RETIREMENT	.00	1,455.20	1,286.00	(169.20)	113.2
10-43-160 UNEMPLOYMENT	.00	80.85	164.00	83.15	49.3
10-43-170 HEALTH INSURANCE	.00	2,346.10	3,021.00	674.90	77.7
10-43-180 WORKERS COMPENSATION	.00	334.12	343.00	8.88	97.4
10-43-200 INSURANCE	.00	227.50	1,500.00	1,272.50	15.2
10-43-271 TREE TRIMMING	.00	.00	15,000.00	15,000.00	.0
10-43-273 WEED SPRAYING	.00	.00	3,000.00	3,000.00	.0
10-43-320 SUPPLIES/MATERIALS	.00	732.72	.00	(732.72)	.0
10-43-350 TELEPHONE	.00	149.94	225.00	75.06	66.6
10-43-360 ELECTRICITY/NATURAL GAS	.00	5,571.74	8,000.00	2,428.26	69.7
10-43-410 VEHICLE GAS/OIL	.00	621.37	450.00	(171.37)	138.1
10-43-420 VEHICLE REPAIR & MAINT	.00	1,383.51	200.00	(1,183.51)	691.8
10-43-450 REPAIR/MAINT-COMPUTER	.00	80.84	.00	(80.84)	.0
10-43-460 REPAIR/MAINT-GENERAL	.00	15.84	1,250.00	1,234.16	1.3
10-43-912 WYOSTAR STREETS	.00	.00	9,500.00	9,500.00	.0
10-43-915 WYOSTAR VEHICLES	.00	.00	15,165.00	15,165.00	.0
10-43-920 CONTINGENCY	.00	508.00	1,000.00	492.00	50.8
	<u>.00</u>	<u>23,573.60</u>	<u>70,357.00</u>	<u>46,783.40</u>	<u>33.5</u>
<u>440 FIRE DEPARTMENT</u>					
10-44-270 FREMONT COUNTY FIRE DISTRICT	.00	3,642.40	3,800.00	157.60	95.9
10-44-320 SUPPLIES/MATERIALS	.00	5,000.00	8,500.00	3,500.00	58.8
10-44-925 WYOSTAR FIRE	.00	.00	18,135.00	18,135.00	.0
	<u>.00</u>	<u>8,642.40</u>	<u>30,435.00</u>	<u>21,792.60</u>	<u>28.4</u>

TOWN OF HUDSON
EXPENDITURES WITH COMPARISON TO BUDGET
FOR THE 12 MONTHS ENDING JUNE 30, 2017

GENERAL FUND

	PERIOD ACTUAL	YTD ACTUAL	BUDGET	UNEXPENDED	PCNT
<u>450 PARKS & PLAYGROUNDS</u>					
10-45-120 SALARIES	.00	4,001.20	4,037.00	35.80	99.1
10-45-130 SOCIAL SECURITY	.00	306.14	309.00	2.86	99.1
10-45-140 EMPLOYEE RETIREMENT	.00	520.45	545.00	24.55	95.5
10-45-160 UNEMPLOYMENT	.00	46.53	69.00	22.47	67.4
10-45-170 HEALTH INSURANCE	.00	917.82	1,281.00	363.18	71.7
10-45-180 WORKERS COMPENSATION	.00	139.33	145.00	5.67	96.1
10-45-200 INSURANCE	.00	227.50	1,500.00	1,272.50	15.2
10-45-210 EQUIPMENT	.00	.00	1,650.00	1,650.00	.0
10-45-320 SUPPLIES/MATERIALS	.00	155.64	350.00	194.36	44.5
10-45-350 TELEPHONE	.00	181.28	750.00	568.72	24.2
10-45-360 ELECTRICITY/NATURAL GAS	.00	1,397.89	4,250.00	2,852.11	32.9
10-45-410 VEHICLE GAS/OIL	.00	1,063.82	750.00	(313.82)	141.8
10-45-420 VEHICLE REPAIR & MAINT	.00	3,594.71	200.00	(3,394.71)	1797.4
10-45-450 COMPUTER REPAIR/MAINT.	.00	80.84	.00	(80.84)	.0
10-45-460 REPAIR/MAINT-GENERAL	.00	272.31	2,500.00	2,227.69	10.9
10-45-920 CONTINGENCY	.00	516.00	1,250.00	734.00	41.3
10-45-932 WYOSTAR PARKS	.00	.00	2,925.00	2,925.00	.0
10-45-935 WYOSTAR TREES	.00	.00	8,615.00	8,615.00	.0
TOTAL 450 PARKS & PLAYGROUNDS	.00	13,421.46	31,126.00	17,704.54	43.1
<u>460 IRRIGATION</u>					
10-46-120 SALARIES	.00	2,735.14	3,046.00	310.86	89.8
10-46-125 OVERTIME	.00	146.25	.00	(146.25)	.0
10-46-130 SOCIAL SECURITY	.00	220.41	233.00	12.59	94.6
10-46-140 EMPLOYEE RETIREMENT	.00	419.26	411.00	(8.26)	102.0
10-46-160 UNEMPLOYMENT	.00	24.85	52.00	27.15	47.8
10-46-170 HEALTH INSURANCE	.00	672.30	966.00	293.70	69.6
10-46-180 WORKERS COMPENSATION	.00	96.64	110.00	13.36	87.9
10-46-200 INSURANCE	.00	227.50	.00	(227.50)	.0
10-46-320 SUPPLIES/MATERIALS	.00	44.77	.00	(44.77)	.0
10-46-335 ASSESSMENT	.00	1,407.00	1,450.00	43.00	97.0
10-46-350 TELEPHONE	.00	67.70	.00	(67.70)	.0
10-46-360 ELECTRICITY/NATURAL GAS	.00	1,151.41	350.00	(801.41)	329.0
10-46-405 EQUIPMENT RENTAL	.00	68.00	.00	(68.00)	.0
10-46-410 VEHICLE GAS/OIL	.00	399.17	350.00	(49.17)	114.1
10-46-420 VEHICLE REPAIR & MAINT	.00	367.15	450.00	82.85	81.6
10-46-450 COMPUTER REPAIR/MAINT.	.00	80.84	.00	(80.84)	.0
10-46-460 REPAIR/MAINT-GENERAL	.00	37.80	225.00	187.20	16.8
10-46-530 TOOLS	.00	.00	350.00	350.00	.0
10-46-920 CONTINGENCY	.00	.00	100.00	100.00	.0
TOTAL 460 IRRIGATION	.00	8,166.19	8,093.00	(73.19)	100.9

TOWN OF HUDSON
EXPENDITURES WITH COMPARISON TO BUDGET
FOR THE 12 MONTHS ENDING JUNE 30, 2017

GENERAL FUND

	PERIOD ACTUAL	YTD ACTUAL	BUDGET	UNEXPENDED	PCNT
<u>470 CEMETERY EXPENSE</u>					
10-47-120 SALARY	.00	6,132.23	7,801.00	1,668.77	78.6
10-47-130 SOCIAL SECURITY	.00	469.13	597.00	127.87	78.6
10-47-140 EMPLOYEE RETIREMENT	.00	760.66	1,053.00	292.34	72.2
10-47-160 UNEMPLOYMENT	.00	71.45	134.00	62.55	53.3
10-47-170 HEALTH INSURANCE	.00	1,340.86	2,474.00	1,133.14	54.2
10-47-180 WORKERS COMPENSATION	.00	211.65	281.00	69.35	75.3
10-47-200 INSURANCE	.00	227.50	.00	(227.50)	.0
10-47-210 EQUIPMENT	.00	240.00	2,500.00	2,260.00	9.6
10-47-320 SUPPLIES/MATERIALS	.00	2,423.44	3,500.00	1,076.56	69.2
10-47-350 TELEPHONE	.00	108.06	.00	(108.06)	.0
10-47-360 ELECTRICITY/NATURAL GAS	.00	749.69	1,500.00	750.31	50.0
10-47-410 VEHICLE GAS/OIL	.00	952.70	1,500.00	547.30	63.5
10-47-420 VEHICLE REPAIR/MAINT	.00	2,040.32	350.00	(1,690.32)	583.0
10-47-450 COMPUTER REPAIR/MAINT.	.00	928.22	.00	(928.22)	.0
10-47-460 GENERAL REPAIR/MAINT	.00	190.88	3,500.00	3,309.12	5.5
10-47-530 TOOLS	.00	.00	650.00	650.00	.0
10-47-533 PHASE I UPDATE SPRINKLER SYS.	.00	.00	8,000.00	8,000.00	.0
10-47-920 CONTINGENCY	.00	2,653.81	450.00	(2,203.81)	589.7
10-47-944 WYOSTAR CEMETERY	.00	.00	8,580.00	8,580.00	.0
10-47-945 CEMETERY FUND	.00	.00	4,485.00	4,485.00	.0
TOTAL 470 CEMETERY EXPENSE	.00	19,500.60	47,355.00	27,854.40	41.2
<u>480 LIBRARY</u>					
10-48-120 SALARIES (YARD ONLY)	.00	2,152.75	2,615.00	462.25	82.3
10-48-130 SOCIAL SECURITY	.00	164.71	200.00	35.29	82.4
10-48-140 EMPLOYEE RETIREMENT	.00	317.91	353.00	35.09	90.1
10-48-160 UNEMPLOYMENT	.00	19.31	45.00	25.69	42.9
10-48-170 HEALTH INSURANCE	.00	549.92	829.00	279.08	66.3
10-48-180 WORKERS COMPENSATION	.00	79.76	94.00	14.24	84.9
10-48-200 INSURANCE	.00	227.50	.00	(227.50)	.0
10-48-320 SUPPLIES/MATERIALS	.00	301.17	750.00	448.83	40.2
10-48-350 TELEPHONE	.00	1,357.31	1,950.00	592.69	69.6
10-48-360 ELECTRICITY/NATURAL GAS	.00	873.62	1,550.00	676.38	56.4
10-48-410 VEHICLE GAS/OIL	.00	240.31	300.00	59.69	80.1
10-48-420 VEHICLE REPAIR & MAINT	.00	603.18	.00	(603.18)	.0
10-48-430 BUILDING REPAIR/MAINT.	.00	15.88	.00	(15.88)	.0
10-48-470 GROUNDS REPAIR/MAINT.	.00	54.45	137.00	82.55	39.7
10-48-530 TOOLS	.00	.00	150.00	150.00	.0
10-48-920 CONTINGENCY	.00	.00	250.00	250.00	.0
TOTAL 480 LIBRARY	.00	6,957.78	9,223.00	2,265.22	75.4

TOWN OF HUDSON
EXPENDITURES WITH COMPARISON TO BUDGET
FOR THE 12 MONTHS ENDING JUNE 30, 2017

GENERAL FUND

	PERIOD ACTUAL	YTD ACTUAL	BUDGET	UNEXPENDED	PCNT
<u>510 MUNICIPAL COURT</u>					
10-51-120 SALARIES (JUDGE)	.00	.00	900.00	900.00	.0
TOTAL 510 MUNICIPAL COURT	.00	.00	900.00	900.00	.0
<u>100TH ANNIVERSARY</u>					
10-60-600 WELCOME SIGNS	.00	.00	9,458.00	9,458.00	.0
TOTAL 100TH ANNIVERSARY	.00	.00	9,458.00	9,458.00	.0
<u>715 MISCELLANEOUS GRANTS</u>					
10-70-332 FLOOD	.00	13,992.17	.00	(13,992.17)	.0
10-70-426 FR. CO. LIBRARY	.00	600.00	.00	(600.00)	.0
10-70-440 MOSQUITO CONTROL - TOWN	.00	.00	3,000.00	3,000.00	.0
10-70-450 MOSQUITO GRANT-WEED&PE	.00	4,679.78	3,000.00	(1,679.78)	156.0
10-70-526 HUDSON DAZE - BOOTHS	.00	.00	3,000.00	3,000.00	.0
10-70-527 WRVC-HUDSON DAZE	.00	468.85	3,000.00	2,531.15	15.6
TOTAL 715 MISCELLANEOUS GRANTS	.00	19,740.80	12,000.00	(7,740.80)	164.5
TOTAL FUND EXPENDITURES	.00	196,911.92	737,119.00	540,207.08	26.7
NET REVENUE OVER EXPENDITURES	358.89	202,519.57	(487,986.00)	(690,505.57)	41.5

TOWN OF HUDSON
 BALANCE SHEET
 JUNE 30, 2017

UTILITY ENTERPRISE FUND

<u>ASSETS</u>		
51-10100	CASH IN COMBINED CASH FUND	137,031.34
51-12036	AR WATER	21,389.81
51-12037	AR SEWER	4,724.93
	TOTAL ASSETS	<u>163,146.08</u>
<u>LIABILITIES AND EQUITY</u>		
<u>LIABILITIES</u>		
51-20000	ACCOUNTS PAYABLE	(708.00)
	TOTAL LIABILITIES	(708.00)
<u>FUND EQUITY</u>		
	UNAPPROPRIATED FUND BALANCE:	
51-29800	3900 RETAINED EARNINGS	124,644.70
	REVENUE OVER EXPENDITURES - YTD	39,209.38
	BALANCE - CURRENT DATE	<u>163,854.08</u>
	TOTAL FUND EQUITY	<u>163,854.08</u>
	TOTAL LIABILITIES AND EQUITY	<u>163,146.08</u>

TOWN OF HUDSON
 REVENUES WITH COMPARISON TO BUDGET
 FOR THE 12 MONTHS ENDING JUNE 30, 2017

UTILITY ENTERPRISE FUND

	PERIOD ACTUAL	YTD ACTUAL	BUDGET	UNEARNED	PCNT
<u>360 WATER FUND</u>					
51-36-100 WATER RECEIPTS	.00	139,561.40	156,000.00	16,438.60	89.5
51-36-200 TAP FEES	.00	.00	1,000.00	1,000.00	.0
51-36-300 LATE FEES	.00	9,825.36	3,600.00	(6,225.36)	272.9
51-36-400 SERVICE CHARGES	.00	185.00	650.00	465.00	28.5
51-36-500 MISCELLANEOUS	.00	175.17	40.00	(135.17)	437.9
TOTAL 360 WATER FUND	.00	149,746.93	161,290.00	11,543.07	92.8
<u>370 SEWER FUND</u>					
51-37-100 SEWER RECEIPTS	.00	47,426.61	54,000.00	6,573.39	87.8
51-37-200 TAP FEES	.00	.00	250.00	250.00	.0
51-37-300 LATE FEES	.00	2,966.07	1,500.00	(1,466.07)	197.7
51-37-500 MISCELLANEOUS	.00	422.00	.00	(422.00)	.0
TOTAL 370 SEWER FUND	.00	50,814.68	55,750.00	4,935.32	91.2
TOTAL FUND REVENUE	.00	200,561.61	217,040.00	16,478.39	92.4

TOWN OF HUDSON
EXPENDITURES WITH COMPARISON TO BUDGET
FOR THE 12 MONTHS ENDING JUNE 30, 2017

UTILITY ENTERPRISE FUND

	PERIOD ACTUAL	YTD ACTUAL	BUDGET	UNEXPENDED	PCNT
<u>WATER, TRANSMISSION & DIST.</u>					
51-49-120 SALARIES	.00	27,246.07	32,594.00	5,347.93	83.6
51-49-125 OVERTIME	.00	862.88	.00	(862.88)	.0
51-49-130 SOCIAL SECURITY	.00	2,150.38	2,493.00	342.62	86.3
51-49-140 EMPLOYEE RETIREMENT	.00	4,031.48	4,400.00	368.52	91.6
51-49-160 UNEMPLOYMENT	.00	263.94	561.00	297.06	47.1
51-49-170 HEALTH INSURANCE	.00	7,026.29	10,338.00	3,311.71	68.0
51-49-180 WORKERS COMPENSATION	.00	832.75	1,173.00	340.25	71.0
51-49-200 INSURANCE	.00	227.50	4,800.00	4,572.50	4.7
51-49-210 EQUIPMENT	.00	.00	1,500.00	1,500.00	.0
51-49-240 COPIER LEASE PAYMENTS	.00	67.00	.00	(67.00)	.0
51-49-250 COPIES	.00	76.59	.00	(76.59)	.0
51-49-260 ENGINEERING	.00	.00	5,500.00	5,500.00	.0
51-49-305 XPRESS BILL PAY FEES	.00	1,648.12	.00	(1,648.12)	.0
51-49-310 BANK FEES	.00	535.00	.00	(535.00)	.0
51-49-320 SUPPLIES/MATERIALS	.00	2,564.53	1,600.00	(964.53)	160.3
51-49-330 MATERIALS/SUPPLIES WTP	.00	10,321.26	25,000.00	14,678.74	41.3
51-49-350 TELEPHONE	.00	3,243.57	2,300.00	(943.57)	141.0
51-49-355 EPA TESTING	.00	6,495.00	5,350.00	(1,145.00)	121.4
51-49-360 ELECTRICITY/NATURAL GAS	.00	30,962.07	31,500.00	537.93	98.3
51-49-390 TRAINING	.00	1,970.65	650.00	(1,320.65)	303.2
51-49-395 DUES & MEETINGS	.00	212.50	1,800.00	1,587.50	11.8
51-49-405 EQUIPMENT RENTAL	.00	.00	500.00	500.00	.0
51-49-410 VEHICLE GAS/OIL	.00	986.92	325.00	(661.92)	303.7
51-49-420 VEHICLE REPAIR & MAINT	.00	1,094.61	1,800.00	705.39	60.8
51-49-430 COMPUTER SUPPORT	.00	3,471.99	1,000.00	(2,471.99)	347.2
51-49-450 COMPUTER REPAIR/MAINT.	.00	2,350.00	1,000.00	(1,350.00)	235.0
51-49-470 REPAIR & MAINTENANCE-LINES	.00	7,570.18	.00	(7,570.18)	.0
51-49-480 WATER TREATMENT REPAIR/MAINT	.00	3,752.81	2,500.00	(1,252.81)	150.1
51-49-520 COMPUTER REPLACEMENT	.00	.00	500.00	500.00	.0
51-49-530 TOOLS	.00	.00	300.00	300.00	.0
51-49-750 CAPITAL OUTLAY-EQUIPMENT	.00	.00	25,000.00	25,000.00	.0
51-49-920 CONTINGENCY	.00	601.52	.00	(601.52)	.0
51-49-930 WYOSTAR WATER/SEWER INC.	.00	.00	80,360.00	80,360.00	.0
TOTAL WATER, TRANSMISSION & DIST.	.00	120,565.61	244,844.00	124,278.39	49.2

TOWN OF HUDSON
EXPENDITURES WITH COMPARISON TO BUDGET
FOR THE 12 MONTHS ENDING JUNE 30, 2017

UTILITY ENTERPRISE FUND

	PERIOD ACTUAL	YTD ACTUAL	BUDGET	UNEXPENDED	PCNT
<u>500 SEWER EXPENSE</u>					
51-50-120 SALARIES	.00	10,722.10	12,791.00	2,068.90	83.8
51-50-125 OVERTIME	.00	190.13	.00	(190.13)	.0
51-50-130 SOCIAL SECURITY	.00	834.71	978.00	143.29	85.4
51-50-140 EMPLOYEE RETIREMENT	.00	1,476.39	1,727.00	250.61	85.5
51-50-160 UNEMPLOYMENT	.00	121.19	220.00	98.81	55.1
51-50-170 HEALTH INSURANCE	.00	3,056.07	4,057.00	1,000.93	75.3
51-50-180 WORKERS COMPENSATION	.00	267.41	460.00	192.59	58.1
51-50-200 INSURANCE	.00	227.50	1,950.00	1,722.50	11.7
51-50-210 EQUIPMENT PURCHASE	.00	.00	500.00	500.00	.0
51-50-260 ENGINEERING	.00	.00	1,500.00	1,500.00	.0
51-50-320 MATERIALS/SUPPLIES	.00	3,446.32	.00	(3,446.32)	.0
51-50-350 TELEPHONE	.00	140.93	300.00	159.07	47.0
51-50-355 EPA TESTING	.00	3,796.00	7,850.00	4,054.00	48.4
51-50-360 ELECTRICITY/NATURAL GAS	.00	6,982.68	7,950.00	967.32	87.8
51-50-390 TRAINING	.00	346.47	2,500.00	2,153.53	13.9
51-50-395 DUES & MEETINGS	.00	242.50	750.00	507.50	32.3
51-50-410 VEHICLE GAS/OIL	.00	553.95	350.00	(203.95)	158.3
51-50-420 VEHICLE REPAIR & MAINT	.00	1,148.79	650.00	(498.79)	176.7
51-50-430 COMPUTER SUPPORT	.00	470.00	1,500.00	1,030.00	31.3
51-50-440 EQUIPMENT REPAIR/MAINT	.00	268.24	150.00	(118.24)	178.8
51-50-450 COMPUTER REPAIR/MAINT.	.00	1,880.00	500.00	(1,380.00)	376.0
51-50-480 SYSTEM REPAIR/MAINT.	.00	4,307.24	1,500.00	(2,807.24)	287.2
51-50-520 COMPUTER REPLACEMENT	.00	.00	450.00	450.00	.0
51-50-530 TOOLS	.00	.00	500.00	500.00	.0
51-50-920 CONTINGENCY	.00	308.00	500.00	192.00	61.6
TOTAL 500 SEWER EXPENSE	.00	40,786.62	49,633.00	8,846.38	82.2
TOTAL FUND EXPENDITURES	.00	161,352.23	294,477.00	133,124.77	54.8
NET REVENUE OVER EXPENDITURES	.00	39,209.38	(77,437.00)	(116,646.38)	50.6

TOWN OF HUDSON
BALANCE SHEET
JUNE 30, 2017

OPTIONAL 1% SALES TAX

<u>ASSETS</u>			
72-10100	CASH IN COMBINED CASH FUND	159,735.81	
	TOTAL ASSETS		<u>159,735.81</u>
<u>LIABILITIES AND EQUITY</u>			
<u>FUND EQUITY</u>			
	UNAPPROPRIATED FUND BALANCE:		
72-29800	3900 RETAINED EARNINGS	166,275.09	
	REVENUE OVER EXPENDITURES - YTD	<u>(6,539.28)</u>	
	BALANCE - CURRENT DATE	159,735.81	
	TOTAL FUND EQUITY		<u>159,735.81</u>
	TOTAL LIABILITIES AND EQUITY		<u>159,735.81</u>

TOWN OF HUDSON
 REVENUES WITH COMPARISON TO BUDGET
 FOR THE 12 MONTHS ENDING JUNE 30, 2017

OPTIONAL 1% SALES TAX

	<u>PERIOD ACTUAL</u>	<u>YTD ACTUAL</u>	<u>BUDGET</u>	<u>UNEARNED</u>	<u>PCNT</u>
<u>OPTIONAL 1% SALES TAX REVENUE</u>					
72-39-650 OPTIONAL 1% SALES TAX	.00	66,191.59	72,500.00	6,308.41	91.3
TOTAL OPTIONAL 1% SALES TAX REVENUE	.00	66,191.59	72,500.00	6,308.41	91.3
TOTAL FUND REVENUE	.00	66,191.59	72,500.00	6,308.41	91.3

TOWN OF HUDSON
EXPENDITURES WITH COMPARISON TO BUDGET
FOR THE 12 MONTHS ENDING JUNE 30, 2017

OPTIONAL 1% SALES TAX

	PERIOD ACTUAL	YTD ACTUAL	BUDGET	UNEXPENDED	PCNT
<u>OPTIONAL 1% SALES TAX EXPENSE</u>					
72-74-526 SEWER LINE OUTFALL	.00	.00	3,500.00	3,500.00	.0
72-74-529 FIRE HYDRANTS	.00	6,994.92	3,500.00	(3,494.92)	199.9
72-74-532 OTHER 1% SALES PROJECTS	.00	2,593.68	3,500.00	906.32	74.1
72-74-535 OKLAHOMA PAVING PROJECT	.00	63,142.27	65,000.00	1,857.73	97.1
72-74-536 UNSPECIFIED INFRASTRUCTURE PRO	.00	.00	163,266.00	163,266.00	.0
TOTAL OPTIONAL 1% SALES TAX EXPENSE	.00	72,730.87	238,766.00	166,035.13	30.5
TOTAL FUND EXPENDITURES	.00	72,730.87	238,766.00	166,035.13	30.5
NET REVENUE OVER EXPENDITURES	.00	(6,539.28)	(166,266.00)	(159,726.72)	(3.9)

TOWN OF HUDSON
BALANCE SHEET
JUNE 30, 2017

SVILAR PARK PLAYGROUND EQUIP

<u>ASSETS</u>			
73-10100	CASH IN COMBINED CASH FUND	<u>3,207.25</u>	
	TOTAL ASSETS		<u>3,207.25</u>
<u>LIABILITIES AND EQUITY</u>			
<u>FUND EQUITY</u>			
	UNAPPROPRIATED FUND BALANCE:		
	REVENUE OVER EXPENDITURES - YTD	<u>3,207.25</u>	
	BALANCE - CURRENT DATE	<u>3,207.25</u>	
	TOTAL FUND EQUITY		<u>3,207.25</u>
	TOTAL LIABILITIES AND EQUITY		<u>3,207.25</u>

TOWN OF HUDSON
 REVENUES WITH COMPARISON TO BUDGET
 FOR THE 12 MONTHS ENDING JUNE 30, 2017

SVILAR PARK PLAYGROUND EQUIP

	PERIOD ACTUAL	YTD ACTUAL	BUDGET	UNEARNED	PCNT
<u>SVILAR PARK PLAYGROUND EQUIP</u>					
73-39-670 SVILAR PK PLAYGROUND EQUIPMENT	.00	3,207.25	.00	(3,207.25)	.0
TOTAL SVILAR PARK PLAYGROUND EQUIP	.00	3,207.25	.00	(3,207.25)	.0
TOTAL FUND REVENUE	.00	3,207.25	.00	(3,207.25)	.0
NET REVENUE OVER EXPENDITURES	.00	3,207.25	.00	(3,207.25)	.0

Report Criteria:

Detail report.
Invoices with totals above \$0.00 included.
Paid and unpaid invoices included.

Vendor	Vendor Name	Invoice Number	Description	Invoice Date	Net Invoice Amount	Amount Paid	Date Paid	Voided
Atlas Office Products								
34	Atlas Office Products	25045-0	hand cleaner, etc. Admin	07/11/2017	59.06	59.06	07/11/2017	
34	Atlas Office Products	25112-0	mop soap - admin	07/11/2017	5.11	5.11	07/11/2017	
34	Atlas Office Products	8402	office supplies Town Hall & Water	06/26/2017	49.12	49.12	06/26/2017	
34	Atlas Office Products	8402	office supplies Town Hall & Water	06/26/2017	49.11	49.11	06/26/2017	
34	Atlas Office Products	8402	usb drive	06/26/2017	7.90	7.90	06/26/2017	
Total Atlas Office Products:					170.30	170.30		
Becky Nicol								
1121	Becky Nicol	8415	rreimburse for prizes Hudson Daz	06/26/2017	67.60	67.60	06/26/2017	
Total Becky Nicol:					67.60	67.60		
Black Hills Energy								
1193	Black Hills Energy	8403	Gas service 264 S Main	06/26/2017	9.09	9.09	06/26/2017	
1193	Black Hills Energy	8403	Gas service 264 S Main	06/26/2017	9.09	9.09	06/26/2017	
1193	Black Hills Energy	8403	Gas service 525 W 6th St.	06/26/2017	528.58	528.58	06/26/2017	
1193	Black Hills Energy	8403	Gas service 202 S Illinois	06/26/2017	26.38	26.38	06/26/2017	
Total Black Hills Energy:					573.14	573.14		
Bloedorn Lumber - Lander								
1195	Bloedorn Lumber - Lander	8404	furring strips - Hudson Daze	06/26/2017	13.04	13.04	06/26/2017	
Total Bloedorn Lumber - Lander:					13.04	13.04		
Caselle, Inc.								
130	Caselle, Inc.	81428	support and maint - admin	07/11/2017	335.00	335.00	07/11/2017	
130	Caselle, Inc.	81428	support and maint - water, T&D	07/11/2017	335.00	335.00	07/11/2017	
Total Caselle, Inc.:					670.00	670.00		
Central Wyoming Tree Service								
151	Central Wyoming Tree Service	00720	Tree removal and trim trees	07/11/2017	3,000.00	3,000.00	07/11/2017	
151	Central Wyoming Tree Service	8405	removal large cottonwood	06/26/2017	1,500.00	1,500.00	06/26/2017	
Total Central Wyoming Tree Service:					4,500.00	4,500.00		
Century Link								
154	Century Link	7/1/2017	phone for admin	07/11/2017	473.15	473.15	07/11/2017	
154	Century Link	7/1/2017	phone - library	07/11/2017	245.70	245.70	07/11/2017	
154	Century Link	8406	telephone service for water treatm	06/26/2017	217.49	217.49	06/26/2017	
Total Century Link:					936.34	936.34		
Charles McCabe								
1219	Charles McCabe	8436	cut weeds - ditches - irrigation	07/11/2017	120.00	120.00	07/11/2017	
1219	Charles McCabe	8436	cut weeds and mow cemetery	07/11/2017	120.00	120.00	07/11/2017	
Total Charles McCabe:					240.00	240.00		

Vendor	Vendor Name	Invoice Number	Description	Invoice Date	Net Invoice Amount	Amount Paid	Date Paid	Voided
Clarke Mosquito Control								
172	Clarke Mosquito Control	016962	solenoid valve assy - Grant	07/11/2017	114.69	114.69	07/11/2017	
Total Clarke Mosquito Control:					114.69	114.69		
Demco, Inc.								
214	Demco, Inc.	8407	book repair materials & cataloging	06/26/2017	365.00	365.00	06/26/2017	
Total Demco, Inc.:					365.00	365.00		
Farm Plan								
265	Farm Plan	31107925	cemetery pump	07/11/2017	299.95	299.95	07/11/2017	
265	Farm Plan	3112573	WTP Pump coupler -	07/11/2017	16.95	16.95	07/11/2017	
Total Farm Plan:					316.90	316.90		
Ferguson Company								
321	Ferguson Company	8408	3 new fire hydrants and accy pk	06/26/2017	7,730.01	7,730.01	06/26/2017	
Total Ferguson Company:					7,730.01	7,730.01		
Fremont Broadcasting								
293	Fremont Broadcasting	8484	Advertising for Hudson Daze	06/26/2017	500.00	500.00	06/26/2017	
Total Fremont Broadcasting:					500.00	500.00		
Fremont Communications								
1159	Fremont Communications	53246	phone rental - July- Admin	07/11/2017	46.75	46.75	07/11/2017	
Total Fremont Communications:					46.75	46.75		
Fremont County Solid Waste Dis								
307	Fremont County Solid Waste Dis	5410	Trash removal	06/26/2017	11.74	.00		
307	Fremont County Solid Waste Dis	5410		06/26/2017	11.74	.00		
307	Fremont County Solid Waste Dis	8410		06/26/2017	11.74	11.74	06/26/2017	
307	Fremont County Solid Waste Dis	8410	Trash removal	06/26/2017	11.74	11.74	06/26/2017	
307	Fremont County Solid Waste Dis	8410	Trash removal	06/26/2017	11.72	11.72	06/26/2017	
307	Fremont County Solid Waste Dis	JUNE, 2017-ST	Solid waste disposal town	07/11/2017	10.00	10.00	07/11/2017	
Total Fremont County Solid Waste Dis:					45.20	45.20		
Fremont County Treasurer								
310	Fremont County Treasurer	8409	Gasoline diesel for town vehicles	06/26/2017	57.08	57.08	06/26/2017	
310	Fremont County Treasurer	8409	Gasoline diesel for town vehicles	06/26/2017	57.08	57.08	06/26/2017	
310	Fremont County Treasurer	8409	Gasoline diesel for town vehicles	06/26/2017	57.08	57.08	06/26/2017	
310	Fremont County Treasurer	8409	Gasoline diesel for town vehicles	06/26/2017	57.08	57.08	06/26/2017	
310	Fremont County Treasurer	8409	Gasoline diesel for town vehicles	06/26/2017	152.22	152.22	06/26/2017	
310	Fremont County Treasurer	8409	Gasoline diesel for town vehicles	06/26/2017	76.10	76.10	06/26/2017	
310	Fremont County Treasurer	FD201764	Fuel - Maint	07/11/2017	330.00	330.00	07/11/2017	
310	Fremont County Treasurer	FD201764	Fuel - Water	07/11/2017	107.70	107.70	07/11/2017	
310	Fremont County Treasurer	FD201764	Fuel - sewer	07/11/2017	107.69	107.69	07/11/2017	
Total Fremont County Treasurer:					1,002.03	1,002.03		
Hasco Industrial Supply, Inc.								
403	Hasco Industrial Supply, Inc.	1141942	Tyoe L Jaw Coupling - WTP	07/11/2017	16.94	16.94	07/11/2017	

Vendor	Vendor Name	Invoice Number	Description	Invoice Date	Net Invoice Amount	Amount Paid	Date Paid	Voided
Total Hasco Industrial Supply, Inc.:					16.94	16.94		
Hawkins Water Treatment Inc.								
406	Hawkins Water Treatment Inc.	8420	Chemicals for the water treatment	06/26/2017	2,500.48	2,500.48	06/26/2017	
Total Hawkins Water Treatment Inc.:					2,500.48	2,500.48		
High Mountain Electric								
1206	High Mountain Electric	8411	Thermostats forsolar system & lab	06/26/2017	465.00	465.00	06/26/2017	
1206	High Mountain Electric	8411	Check frequency drive @ water pl	06/26/2017	140.00	140.00	06/26/2017	
1206	High Mountain Electric	8411	voltage readings/power failure	06/26/2017	140.00	140.00	06/26/2017	
Total High Mountain Electric:					745.00	745.00		
HIGH PLAINS POWER								
412	HIGH PLAINS POWER	8421	Electric service for water feed ball	06/26/2017	30.11	30.11	06/26/2017	
Total HIGH PLAINS POWER:					30.11	30.11		
KVOW-AM/KTAK-FM								
504	KVOW-AM/KTAK-FM	8431	advertising for Hudson Daze	06/26/2017	175.00	175.00	06/26/2017	
Total KVOW-AM/KTAK-FM:					175.00	175.00		
Lander Ace Hardware								
511	Lander Ace Hardware	215518	Supplies- Hudson Daze	07/11/2017	16.78	16.78	07/11/2017	
511	Lander Ace Hardware	8412	Svilar part paint supplies	06/26/2017	327.84	327.84	06/26/2017	
511	Lander Ace Hardware	8412	stakes for Hudson Dazes	06/26/2017	43.37	43.37	06/26/2017	
511	Lander Ace Hardware	8412	stakes for Hudson Dazes	06/26/2017	20.16	20.16	06/26/2017	
511	Lander Ace Hardware	8412	electric switch supplies	06/26/2017	7.27	7.27	06/26/2017	
511	Lander Ace Hardware	8412	Batteries	06/26/2017	18.98	18.98	06/26/2017	
511	Lander Ace Hardware	8432	Safety equipment	06/29/2017	41.97	41.97	06/29/2017	
Total Lander Ace Hardware:					476.37	476.37		
Lander Napa Auto Parts Inc.								
523	Lander Napa Auto Parts Inc.	8418	Plug and lamp	06/26/2017	11.32	11.32	06/26/2017	
Total Lander Napa Auto Parts Inc.:					11.32	11.32		
Matthew Bender & co.								
558	Matthew Bender & co.	8426	Wy Rev Stats 2017	06/26/2017	108.43	108.43	06/26/2017	
Total Matthew Bender & co. :					108.43	108.43		
Mckee Law Office, P.c.								
592	Mckee Law Office, P.c.	8413	April, May, June contract 2017	06/26/2017	1,650.00	1,650.00	06/26/2017	
Total Mckee Law Office, P.c.:					1,650.00	1,650.00		
Mike Anderson								
26	Mike Anderson	8401	Flood supplies	06/26/2017	68.54	68.54	06/26/2017	
Total Mike Anderson:					68.54	68.54		

Vendor	Vendor Name	Invoice Number	Description	Invoice Date	Net Invoice Amount	Amount Paid	Date Paid	Voided
MOUNTAIN WEST BUSINESS								
625	MOUNTAIN WEST BUSINESS	8379	copier maintenance fee & network	06/26/2017	175.91	175.91	06/26/2017	
Total MOUNTAIN WEST BUSINESS :					175.91	175.91		
NORCO, INC.								
640	NORCO, INC.	21462687	monthly cylinder rental	07/11/2017	36.21	36.21	07/11/2017	
640	NORCO, INC.	8428	Supplies for cleaning	06/26/2017	6.93	6.93	06/26/2017	
Total NORCO, INC.:					43.14	43.14		
Office of State Lands & Investments								
1218	Office of State Lands & Investmen	8414	SmokeBusters - Flood	06/26/2017	1,441.49	1,441.49	06/26/2017	
Total Office of State Lands & Investments:					1,441.49	1,441.49		
One Call Of Wyoming								
661	One Call Of Wyoming	45400	April-June calls - water	07/11/2017	10.50	10.50	07/11/2017	
Total One Call Of Wyoming:					10.50	10.50		
Pitch Engine								
1160	Pitch Engine	8425	advertising for Hudson Daze	06/26/2017	350.00	350.00	06/26/2017	
Total Pitch Engine:					350.00	350.00		
REED'S MOUGHAUN OFFICE SUPPLY								
746	REED'S MOUGHAUN OFFICE S	8416	Card stock for Hudson Daze	06/26/2017	4.32	4.32	06/26/2017	
Total REED'S MOUGHAUN OFFICE SUPPLY:					4.32	4.32		
Riverton Ranger/lander Journal								
789	Riverton Ranger/lander Journal	8430	Hudson Daze Ads	06/26/2017	360.00	360.00	06/26/2017	
Total Riverton Ranger/lander Journal:					360.00	360.00		
Service Sprinkler & Repair								
826	Service Sprinkler & Repair	8429	Hunter Pop Up Head Sprinklers	06/26/2017	900.00	900.00	06/26/2017	
Total Service Sprinkler & Repair:					900.00	900.00		
Team Laboratory Chemical Corp.								
892	Team Laboratory Chemical Corp.	8427	50 bags fine road patch	06/26/2017	837.50	837.50	06/26/2017	
Total Team Laboratory Chemical Corp.:					837.50	837.50		
Town of Hudson								
1174	Town of Hudson	8419	Flood supplies Reimb.	06/26/2017	41.87	41.87	06/26/2017	
1174	Town of Hudson	8419	meal allowance for Hudson Daze	06/26/2017	50.00	50.00	06/26/2017	
1174	Town of Hudson	8419	refund of town hall rent	06/26/2017	25.00	25.00	06/26/2017	
Total Town of Hudson:					116.87	116.87		
Union Telephone Company, Inc.								
919	Union Telephone Company, Inc.	7/17	Wireless	07/11/2017	56.67	56.67	07/11/2017	
919	Union Telephone Company, Inc.	7/17	Wireless	07/11/2017	28.33	28.33	07/11/2017	
919	Union Telephone Company, Inc.	7/17	Wireless	07/11/2017	28.33	28.33	07/11/2017	

Vendor	Vendor Name	Invoice Number	Description	Invoice Date	Net Invoice Amount	Amount Paid	Date Paid	Voided
Total Union Telephone Company, Inc.:					113.33	113.33		
USA Blue Book								
931	USA Blue Book	297013	StablCal turbidity Standard	07/11/2017	303.75	303.75	07/11/2017	
Total USA Blue Book:					303.75	303.75		
Wells Fargo Financial								
976	Wells Fargo Financial	8422	Copier Lease payment	06/26/2017	134.00	134.00	06/26/2017	
Total Wells Fargo Financial :					134.00	134.00		
Wind River Radio Network								
1154	Wind River Radio Network	67496	advertising for Hudson Daze	07/11/2017	175.00	175.00	07/11/2017	
Total Wind River Radio Network:					175.00	175.00		
WY Assoc. of Municipalities								
1027	WY Assoc. of Municipalities	15521	FY2018 Membership Dues	07/11/2017	291.35	291.35	07/11/2017	
1027	WY Assoc. of Municipalities	15521	FY2018 Membership Dues	07/11/2017	145.68	145.68	07/11/2017	
1027	WY Assoc. of Municipalities	15521	FY2018 Membership Dues	07/11/2017	145.67	145.67	07/11/2017	
Total WY Assoc. of Municipalities:					582.70	582.70		
Wyoming Memorials								
1066	Wyoming Memorials	8417	Move Garrett Memorial	06/26/2017	250.00	250.00	06/26/2017	
Total Wyoming Memorials:					250.00	250.00		
Zedi US Inc. - Precision Analysis Account								
715	Zedi US Inc. - Precision Analysis	8423	DEQ required testing at wastewat	06/26/2017	255.00	255.00	06/26/2017	
715	Zedi US Inc. - Precision Analysis	PINV19291	DEQ required testing at wastewat	07/11/2017	45.00	45.00	07/11/2017	
715	Zedi US Inc. - Precision Analysis	PINV19392	DEQ required testing at wastewat	07/11/2017	45.00	45.00	07/11/2017	
Total Zedi US Inc. - Precision Analysis Account:					345.00	345.00		
Grand Totals:					29,216.70	29,216.70		

Vendor	Vendor Name	Invoice Number	Description	Invoice Date	Net Invoice Amount	Amount Paid	Date Paid	Voided
--------	-------------	----------------	-------------	--------------	--------------------	-------------	-----------	--------

Dated: July 11, 2017
Mayor: [Signature]
City Council: [Signature]
Mary Frances Jenson
Sherry L. Lee
Julie Thomas

City Recorder: [Signature]

Report Criteria:
Detail report.
Invoices with totals above \$0.00 included.
Paid and unpaid invoices included.